

6

5

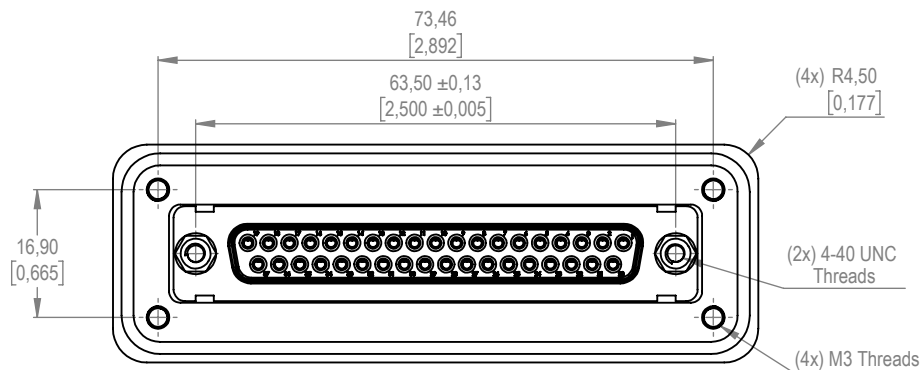
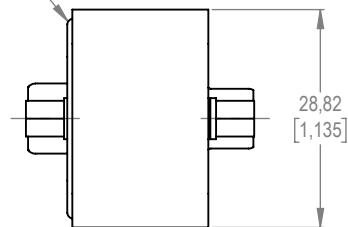
4

3

2

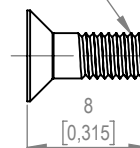
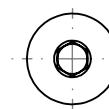
1

D

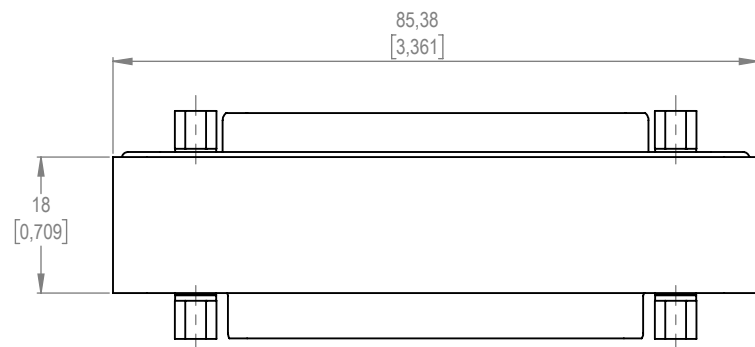
O-RING
(x2) Supplied

(4x) FHC SCREWS M3x8

M3 Threads



C



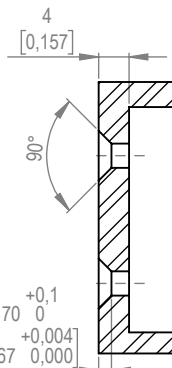
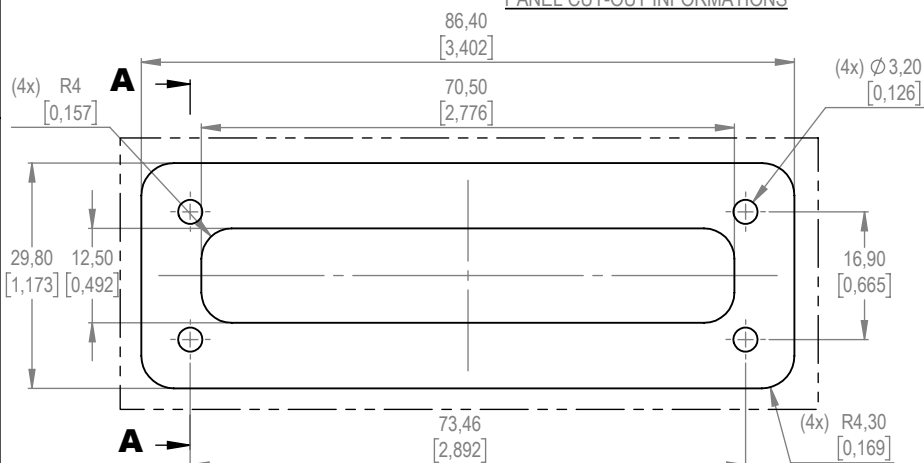
B

MATERIAL AND FINISHES:

INSULATOR :	GLASS-FILLED DAP PER ASTM-D-5948 OR POLYESTER GLASS-FILLED PER ASTM D5927, UL94V0, ASTM E-595, NASA-RP-1124.
CONTACTS M/S:	PRECISION MACHINED COPPER ALLOY WITH 1.27µ [0.000050 inch] GOLD OVER COPPER PLATE.
SHELLS :	STAINLESS STEEL, PASSIVATED.
HOUSING :	ALUMINIUM ALLOY, GOLDEN BROWN CONVERSION COATING.
JACKSCREWS :	STAINLESS STEEL, PASSIVATED.
WASHERS:	STAINLESS STEEL, PASSIVATED.
O-RING :	FLUOROCARBON, BLACK COLOR. (ONE MOUNTING AND ONE FOR SPARE PART).
FIXATION SCREWS :	STAINLESS STEEL, PASSIVATED (KITTED).
DUST COVER:	CONDUCTIVE LOW DENSITY POLYETHYLENE (KITTED).

A

PANEL CUT-OUT INFORMATIONS

DETAIL PRODUCT, ELECTRICAL AND MECHANICAL INFORMATION
IS AVAILABLE IN THE LATEST XAVAC PRODUCT AT CONNECTPOSITRONIC.COM.

DRAWING NO.	PART NUMBER	REMARKS
PSK2785-1	XAVAC37M/SI.0	-
PSK2785-2	XAVAC37M/SI.0/AA	RoHS COMPLIANT TO THE CURRENT RoHS DIRECTIVE.
LATEST REVISION		
BY A.Thurette	CHK R.Biane	3RD ANGLE
APR P.Pivetta	ECO CH 2957	
TOLERANCES		SCALE NTS
±0.03mm [0.001 INCHES] FOR MALE CONTACT MATING DIAMETERS ±0.08mm [0.003 INCHES] FOR CONTACT TERMINATION DIAMETERS ±0.13mm [0.005 INCHES] FOR ALL OTHER DIAMETERS ±0.38mm [0.005 INCHES] FOR ALL OTHER DIMENSIONS ±5° FOR ALL ANGLES DIMENSION ARE IN MILLIMETERS [INCHES]		
PART NUMBER XAVAC37M/SI.0 / XAVAC37M/SI.0/AA		SERIES HERMETIC
TITLE PSK2785-*		
DATE 27/07/2017	SHEET SHEET 1 OF 1	REV B

6

5

4

3

2

1

A