

6

5

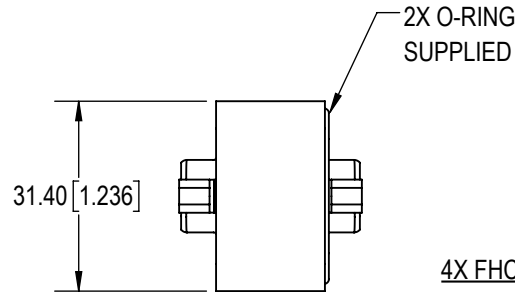
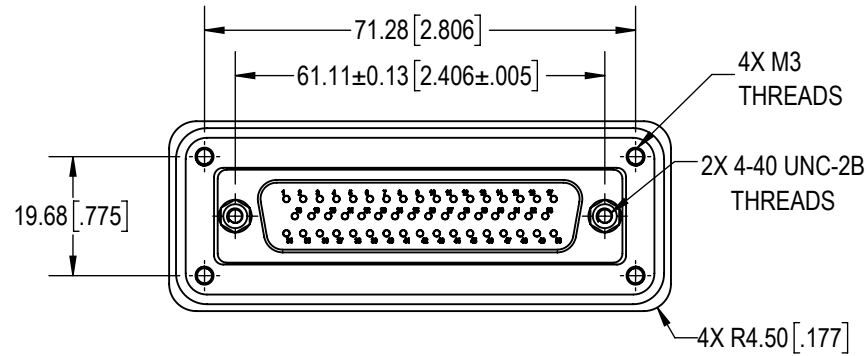
4

3

2

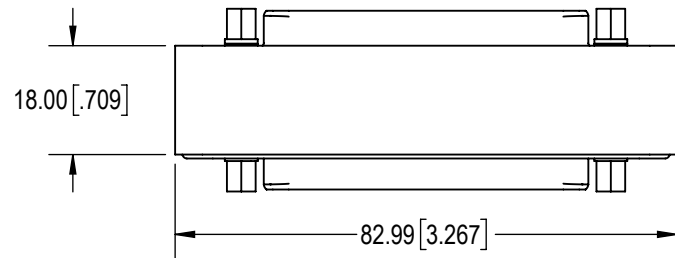
1

D

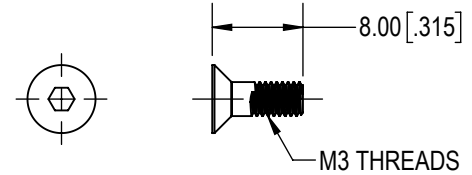


D

C



C

**NOTES:**

## 1. MATERIAL :

INSULATOR : GLASS-FILLED DAP PER ASTM-D-5948 OR POLYESTER GLASS FILLED PER ASTM D5927, UL94V0, ASTM E-595, NASA-RP-1124.

SHELLS : STAINLESS STEEL, PASSIVATED.

CONTACTS M/M : PRECISION MACHINED COPPER ALLOY WITH 1.27µm [0.000050 inch] GOLD OVER COPPER PLATE. HOUSING : ALUMINUM ALLOY, GOLDEN BROWN CONVERSION COATING.

JACKSCREWS : STAINLESS STEEL, PASSIVATED.

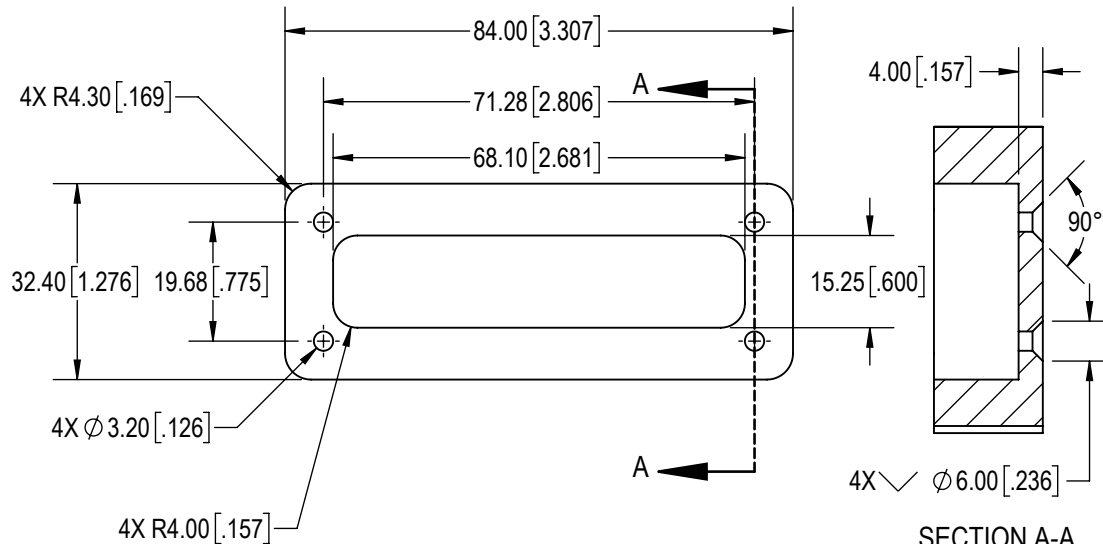
WASHERS : STAINLESS STEEL, PASSIVATED.

O-RING : FLUOROCARBON, BLACK COLOR. (ONE MOUNTING AND ONE FOR SQUARE PART).

FIXATION SCREWS : STAINLESS STEEL, PASSIVATED (KITTED). DUST COVER : CONDUCTIVE LOW DENSITY POLYETHYLENE (KITTED).

2. DETAILED PRODUCT, MECHANICAL, AND ELECTRICAL INFORMATION AVAILABLE IN THE LATEST XAVAC PRODUCT PUBLICATION AT [CONNECTPOSITRONIC.COM](http://CONNECTPOSITRONIC.COM)

3. COMPLIANT TO THE CURRENT RoHS DIRECTIVE.

**PANEL CUT-OUT INFORMATION**

B

A

A

6



5

4

3

2

1

BY AB		CHK AP	3RD ANGLE 		<div>POSITRONIC BELIEVES THE DATA ON THE DRAWING TO BE RELIABLE. THE USER EMPLOYS SUCH INFORMATION AT HIS OWN DISCRETION AND RISK. POSITRONIC ASSUMES NO RESPONSIBILITY FOR RESULTS OBTAINED OR DAMAGES INCURRED FROM USE OF SUCH INFORMATION IN WHOLE OR IN PART.</div> 	<div>Positronic®</div>
APR AB		RELEASED DATE: 2023-03-06	SCALE  NTS			
TOLERANCES  ±0.03mm [.001 INCHES] FOR MALE CONTACT MATING DIAMETERS ±0.08mm [.003 INCHES] FOR CONTACT TERMINATION DIAMETERS ±0.13mm [.005 INCHES] FOR ALL OTHER DIAMETERS ±0.38mm [.015 INCHES] FOR ALL OTHER DIMENSIONS ±5° FOR ALL ANGLES DIMENSION ARE IN MILLIMETERS [INCHES]			PART NUMBER  XAVAC50M/MI.0/AA		SERIES  XAVAC	
			TITLE  XAVAC50M/MI.0/AA			
CREATED ON: 2023-03-04			SHEET SHEET 1 OF 1		REV C	